

CECAP IMPLEMENTATION WORKPLAN FISCAL YEAR 2022-2023



**BY OFFICE OF ENVIRONMENTAL QUALITY & SUSTAINABILITY
WITH ENVIRONMENTAL COMMISSION
AND LEADING ENVIRONMENTAL ACTIONS FORWARD**



Comprehensive Environmental & Climate Action Plan Fiscal Year 2022-2023 Implementation Work Plan

I. Introduction

This Implementation Work Plan (IWP) provides an overview of efforts planned under the Comprehensive Environmental & Climate Action Plan (CECAP), during the Fiscal Year 2022-23 (FY23). With equity and inclusion as core values, the CECAP proposes solutions that will improve our natural environment, our educational and economic outcomes, the affordability of our housing stock, and our transportation systems. The IWP outlines continued efforts that collectively maintain the City of Dallas as a leader in reducing emissions, and sets the path forward towards addressing climate and environmental risk with effective, equitable, and common-sense solutions.

In the first year of CECAP implementation, the work plan focused on building capacity. It did so by focusing on education and outreach, expanding partnerships, amplifying ongoing actions, exploring funding opportunities, initiating pilots and proof of concept projects, and maintaining tracking and accountability. The FY20-21 Implementation Work Plan included the initiation of 48 actions and 136 milestones that laid the groundwork for long-term CECAP implementation.

The second year of CECAP implementation continued to advance efforts initiated in the first year. In FY22, the plan included a total of 263 milestones addressing 73 CECAP actions. The IWP included the continuation of 47 actions from FY 20-21, with 26 new actions being implemented in FY 21-22. This is a significant increase from the year one work plan.

Building on the success of the previous years, the year three CECAP implementation continues with the collaborative effort of 17 City departments; to activate a total of 202 milestones. As the CECAP implementation process advances, we are incorporating new activities in the service delivery model of our major departments. This ensures the activities are sustainable and will be ongoing for many years into the future.

II. Adaptive Management

The CECAP committed to regular review of performance towards meeting the emissions reduction goals set forth in the 2016 Paris Agreement, per the U.S. Climate Mayors commitment. This review is based on performing regular updates to the greenhouse gas (GHG) inventory and assessment of data trends towards emission reductions. The CECAP plan that was released in April 2020, included a 2050 carbon neutrality target and an intermediate 2030 target to reduce emissions 43% below 2015 levels.

The primary output of the most recent inventory demonstrated community-wide total GHG emissions and removals in 2019 were 18,146,261 MT CO₂e, which represents a -11% change from 2015. Despite a population growth of roughly 5% during this time, the community-wide emissions also decreased on a per capita basis to 14.2 MT CO₂e per capita in 2019 (-10% from 2015). With these results from the current 2019 inventory of GHG emissions, Dallas has already achieved an 11% reduction compared to the 2015 year referenced in the CECAP. Meeting the 2030 target will require continued measurement and monitoring of GHG emissions, as well as implementation of emission reduction measures throughout the city.



III. Year Three Focus Areas – Community Engagement

This fiscal year, the City Manager has adopted a new value of service, which is engagement. Community engagement has long been a priority for OEQS and is now rooted in the City’s core values. Prioritizing engagement with our community members respects the rights of all members of the community to be informed, consulted, involved and empowered.

OEQS and other departments have also prioritized environmental justice. The U.S. Environmental Protection Agency defines environmental justice as the fair treatment and meaningful involvement of all people regardless of race, color, national origin, or income, with respect to the development, implementation, and enforcement of environmental laws, regulations, and policies. OEQS and other city departments are focused on equitably engaging and equitably addressing the impacts of climate change and environmental pollution on our communities.

In the third year of CECAP implementation, we will focus on equitable engagement and environmental justice with the goal of raising awareness of climate change and environmental pollution, increasing participation in positive solutions, and working to find equitable solutions to environmental impacts. For us to meet the goals of the 2016 Paris Agreement and realize environmental sustainability and environmental justice, we will need all sectors of the community to take action to reduce emissions. Community engagement involves activating all stakeholders from the business community, academia, advocates, allies, communities with environmental justice concerns, and other groups that have not historically been a part of the climate change conversation.

The City manager and Elected officials have recognized the need to build connections with the community and provide the resources to build climate resiliency. In the FY23 budget, the Office of Environmental Quality and Sustainability was allocated funding to develop programs to engage the community through outreach, education and marketing. Dallas residents are familiar with Texas extreme weather - from ice storms, heatwaves, droughts and flooding related to climate change. The focus this year will be to advance the conversation to sector specific actions that connect real people facing problems, through effectively communicating practical solutions to challenging environmental issues.

In section four of this work plan, the City’s engagement icon has been added to key milestones that promote community engagement and the equity icon has been added to milestones with a high environmental justice impact.



Engagement Icon



Equity Icon

Figure 1. Icons for Community Engagement and Environmental Justice Milestones



IV. FY 22-23 Actions and Milestones

The FY23 Implementation Work Plan builds on the foundation set in the first year of implementation. This section provides a list of each of the 202 milestones scheduled for implementation in FY23 and includes activation of 73 CECAP actions. Milestones will be completed through the combined efforts of 17 City departments, including:

- | | |
|--------------------------------------|---|
| Aviation (AVI) | Housing & Neighborhood Revitalization (HOU) |
| Bond & Construction Management (BCM) | Office of Environmental Quality & Sustainability (OEQS) |
| Building Services (BSD) | Park and Recreation (PKR) |
| Code Compliance (CCS) | Planning and Urban Design (PUD) |
| Convention & Event Services (CES) | Procurement Services (POM) |
| Dallas Water Utilities (DWU) | Public Works (PBW) |
| Development Services (DEV) | Sanitation Services (SAN) |
| Office of Economic Development (ECO) | Transportation (TRN) |
| Equipment & Fleet Management (EFM) | |

Each department will be responsible for tracking and monthly reporting on its assigned milestones.



GOAL 1: DALLAS' BUILDINGS ARE ENERGY- EFFICIENT AND CLIMATE RESILIENT.

Why it matters? Homes and places of work can be protected from the impacts of climate change through structural and operational improvements. To reduce GHG emissions and pollution from the operation of buildings, actions have been developed to enable businesses and institutions (including the City) to reduce their energy use, leveraging a wide range of energy efficiency opportunities. Solutions are aimed at both existing buildings and new construction.

Total actions underway: 11
 Total milestones: 26

Table 1: FY 22-23 Goal 1 Buildings Actions and Milestones

Action	Dept	Milestone
B1: Demonstrate leadership in developing a carbon neutrality plan for municipal operations.		
B1	OEQS	Work with BCM, Parks and BSD to update Green Building Policy to reflect current practice towards Net-Zero Carbon
B1	OEQS	Plan and hold Annual North Texas Climate Symposium
B1	OEQS	Plan and implement multi-sector, multi-media, multi-target outreach and engagement program for businesses, education and community stakeholders
B1	OEQS	Update OEQS Website to support greater reach for outreach and engagement
B1	OEQS	Work with BCM, Parks, and BSD to develop draft specifications towards net-zero carbon-based facility construction for use in 2024 Bond Program
B1	OEQS	Continue to work with City departments to incorporate CECAP efforts into EMS Objectives and Targets
B2: Achieve Level 3+ Airport Carbon Accreditation at Love Field for carbon neutral operations and maintain accreditation for DFW, and pursue for Dallas Executive Airport.		
B2	AVI	Achieve and maintain Level 3+ Airport Carbon Accreditation at Love Field for carbon neutral operations
B3: Develop clear and comprehensive educational program for building owners and tenants about existing energy efficiency programs.		
B3	OEQS	Provide online resources for tenants and homeowners to provide information on how to reduce energy use and utility bills
B3	OEQS	Conduct workshops for building owners and real estate professionals to convey benefits of energy efficiency programs
B4: Implement a citywide building weatherization program through partnership with community organizations.		
B4	OEQS	Provide ongoing environment and sustainability targeted outreach and education programs to the community
B4	OEQS	Launch a weatherization campaign to raise awareness of benefits of home weatherization upgrades
B4	OEQS	Work with RISE partners to facilitate regional conversations that expand efforts to reduce residential energy burdens
B4	OEQS	Conduct a green job skills pilot to increase the number of qualified people providing weatherization services
B5: Identify new financing mechanisms to accelerate energy efficiency improvements in existing buildings.		
B5	OEQS	Explore feasibility of implementing City programs to incentivize energy efficiency measures for commercial and residential buildings
B5	ECO	Expand participation in the City's existing PACE financing program



Table 1: FY23 Actions and Milestones Continued City of Dallas



B6: Establish a building efficiency and electrification program (for existing buildings) to replace appliances and systems with other efficient and cost-effective options.		
B6	OEQS	Develop building energy efficiency outreach & engagement program
B7: Increase participation and scope of the Dallas Green Business Certification Program.		
B7	OEQS	Increase awareness and participation in the Green Business Certification program
B11: Update the building code to require wiring conduits for solar photovoltaics and electric vehicle charging infrastructure in new construction.		
B11	DEV	Initiate building code updates upon completion of the NCTCOG 2021 Code Update process
B11	DEV	Adopt the solar photovoltaics provisions along with the 2021 International Codes
B11	DEV	Work with CAO on approach towards a local amendment to include the EV charging provisions
B11	DEV	Continue to review SolSmart program for consideration of SolSmart designation
B11	DEV	Begin review of the Solar APP+ for consideration
B11	DEV	Continue current plans to incorporate the permitting aspects of the NCTCOG Go Solar North Texas program
B12: Evaluate and consider a Zero Net Energy (ZNE) code for all new buildings and substantial renovations by 2030.		
B12	OEQS	Develop working group with key building industry stakeholders to begin exploring NZE options for consideration
B13: Establish urban greening factor requirements for new developments that quantify how projects contribute to urban greening for reduced stormwater runoff and urban heat island improvements.		
B13	PUD	Continue work with ZOAC and CPC to adopt greening factors as part of parking reform
B15: Evaluate potential city-owned properties for the creation of 'resilience hubs'.		
B15	OEQS	Evaluate funding opportunities for creation of resilience hubs



GOAL 2: DALLAS GENERATES AND USES RENEWABLE, RELIABLE, AND AFFORDABLE ENERGY.

Why it matters? Dallas primarily relies on electricity that has been generated by fossil fuels (22% is generated from coal and 50% from natural gas). Although Texas is the largest producer of wind in the country, renewable energy only provides 19% of the grid electricity mix. Due to the hot climate, need for air conditioning is critical for public health but accounts for higher utility bills, greater energy use, and added GHG emissions. Dallas’ residents have experienced the impacts of severe storms related to climate change and more frequent and longer lasting power outages, which have significant economic and safety implications.

Total actions underway: 9

Total milestones: 17

Table 2: FY 22-23 Goal 2 Actions and Milestones

Action	Dept	Milestone
E2: Evaluate the potential for the City to make investments in energy storage technologies for both resilience and renewable energy development purposes.		
E2	BSD	Incorporate pilot energy storage technology in next appropriate City facility
E3: Continue partnership with public utility companies on an intensive program on renewable energy options.		
E3	OEQS	Implement a Whole Home Weatherization Program resource HUB to connect residents with existing services
E4: Invest in programs through local community colleges to train and establish a local workforce that is focused on renewable energy technologies.		
E4	OEQS	Continue implementation of Green Warrior Project
E5: Build a regional strategic partnership to promote adoption of renewable energy.		
E5	OEQS/HOU	Continue rooftop solar revolving program as appropriations allow
E6: Establish and invest in renewable energy hubs through partnerships with the private sector.		
E6	OEQS	Evaluate funding opportunities relating to the development of renewable energy hubs
E6	OEQS	Identify potential partners in the private sector
E7: Extend City efforts to develop more renewable energy projects on City facilities.		
E7	BCM	Continuously include renewable energy of new and existing facilities whenever feasible in the scopes of work
E7	BCM	Recommend new capital city facility projects to lead in renewable energy facilities where feasible
E7	BCM	Continue to require innovative renewable energy as part of the design services for city facilities in new construction or renovation of existing facilities
E7	OEQS	Conduct Solar Site Location Inventory and Evaluation Study
E7	OEQS	Work with stakeholders to develop guidelines and best practices for designing, constructing, and operating environmentally and habitat-friendly solar farms.
E7	OEQS	Support BSD in developing renewable energy projects on city facilities as appropriations allow



City of Dallas

Table 2: FY23 Actions and Milestones Continued

E8: Continue to implement Green Energy Policy for City facilities.		
E8	BSD	Continue to implement current green energy policy under the existing utility contract for procuring 100% renewable energy and associated renewable energy credits
E8	BSD	Participate in active discussions with other departments to evaluate potential for developing on-site and off-site renewable energy projects
E9: Extend partnership with organizations like PACE and other Public Utility Companies to provide further incentives for renewable energy.		
E9	OEQS	Explore feasibility of implementing City program to incentivize solar installation for commercial and residential buildings
E10: Advocate for renewable energy policies at the state and federal levels.		
E10	OEQS	Support OGP Legislative advocacy of renewable energy policy in state and federal legislation
E10	OEQS	Continue to support OGP Legislative advocacy of renewable energy policy at Public Utility Commission of Texas



GOAL 3: DALLAS’ COMMUNITIES HAVE ACCESS TO SUSTAINABLE, AFFORDABLE, TRANSPORTATION OPTIONS.

Why it matters? In the latest GHG inventory from 2015, the transportation sector, which includes private and public vehicles, trains, and planes, contributes to 38 percent of GHG emissions for the City of Dallas, of which 98 percent is owed to on-road transportation. Dallas County failed to meet federal air quality standards for ground level ozone, which is produced when nitrogen oxides (NOx) and volatile organic compounds (VOCs) combine with heat, which is a direct result of gasoline burning engines. Air quality could therefore worsen as temperatures rise if overall vehicle miles are not reduced.

Total actions underway: 13
 Total milestones: 28

Table 3: FY 22-23 Goal 3 Actions and Milestones

Action	Dept	Milestone
T1: Work with City of Dallas, DISD, and DART to transition the bus and light duty fleet to 100% electric by 2040.		
T1	BCM	Participate in partnerships with internal and external entities to establish light duty fleet in conjunction with city facilities locations
T1	OEQS	Support NCTCOG’s Clean Cities efforts to promote vehicle electrification
T1	EFM	Implement Fleet Electrification Feasibility Study
T1	EFM	Continue to grow the Alternative Fuels options for the City
T1	EFM	Begin construction on “Infrastructure Plan” by installing charging stations at various City facilities to support fleet vehicle electrification
T1	EFM	Purchase Electric Vehicles and evaluate pooling of resources
T4: Establish a comprehensive incentives package to help accelerate electric vehicle use.		
T4	OEQS	Work with the internal City EV Working Group to develop a strategy to deploy electric vehicle infrastructure on municipal property
T4	OEQS	Work with partners to increase electric vehicle charging infrastructure in equity priority areas
T5: Support and expand recommended Travel Demand Management strategies identified within the Strategic Mobility Plan.		
T5	PUD	Align Forward Dallas with Travel Demand Management strategies from the Strategic Mobility Plan
T7: Secure resources to implement the existing bicycle network masterplan.		
T7	PUD	Participate in bike plan update process
T7	PBW	Implement bicycle facilities and lanes, depending on City Council annual appropriations.
T7	TRN	Update the 2011 Dallas Bike Plan to help better identify high-priority corridors for implementing bike facilities
T7	TRN	Include considerations for additional micro-mobility technologies (i.e.scooters) in addition to cycling in the Bike Plan update



Table 3: FY23 Actions and Milestones Continued City of Dallas

T8: Evaluate infrastructure to enable city policy on micro mobility services to be distributed equitably.		
T8	PUD	Partner with stakeholders to ensure alignment with city plans including Strategic Mobility Plan, CECAP, Bike Plan, etc.
T9: Increase bus service across the City by adding new routes, shortening headways, and overall increasing service reliability and customer experience.		
T9	PUD	Partner with DART during development of Forward Dallas to align density and land use patterns with public transit to increase ridership where routes exist
T10: Adopt a target corridor, district, or city-wide mode split goals to help reinforce policies aimed at reducing single-occupancy vehicle use.		
T10	OEQS	Support regional air quality improvement efforts to reduce single occupancy vehicle trips
T10	OEQS	Support TRN on implementation of Connect Dallas trip reduction actions
T10	OEQS	Work with City Staff to provide incentives and track emissions reduced through our alternative commute programs.
T11: Develop a new comprehensive land use strategy in the upcoming comprehensive plan update to pair with the SMP and CECAP goals, adopt policy to reduce transportation related GHG emissions.		
T11	PUD	As part of Forward Dallas, review Thoroughfare Plan for consistency with other planning efforts
T11	PUD	Continue development of Forward Dallas
T12: Expand upon the DART transit-oriented development (TOD) guidelines to collaborate on a new proactive TOD and housing strategy with DART.		
T12	PUD	Consider transit-oriented development guidelines and strategies as part of Forward Dallas
T14: Adopt a revised parking ordinance strategy that supports new mode split goals and land use strategy that minimizes available parking in transit-oriented districts.		
T14	TRN	Establish On-Street Parking/Curb Management Policy
T14	PUD	Consider amending the parking code
T14	OEQS	Support parking code amendment process
T15: Implement green infrastructure programs that specify design and performance standards that treat the right-of-way as both a mobility and green infrastructure asset.		
T15	DWU	Continue City Leadership and Commitment Grant Program to support green infrastructure
T16: Convert all traffic lights and streetlights to LEDs.		
T16	TRN	Convert lights to LED as funding is made available; All new lighting projects require LED whether City-owned, Oncon-owned or TxDOT-owned (also with Office of Integrated Police Solutions)
T16	TRN	Initiate conversion of streetlights to LEDs, where feasible
T19: Encourage businesses, commercial entities and institutions to electrify fleet, including but not limited to local and regional delivery trucks and heavier vehicles		
T19	OEQS	Participate in North Texas Regional Transportation Electrification Compact Alliance working to address fleet conversion across North Texas



GOAL 4: DALLAS IS A ZERO-WASTE COMMUNITY.

Why it matters? Focusing on the principles of Zero Waste: refuse, reduce, reuse (including repair!), recycle and rot, will reduce quantity of waste and result in a cleaner City. Climate change will also impact both the operations and infrastructure assets in the waste sector. Increased temperatures will impact the health and safety of waste collection workers. Extreme weather events may lead to the unexpected need to deal with the collection and disposal of large amounts of debris. GHG emission reductions in the waste sector can also be achieved through actions that increase the efficiency of waste collection and continuing the capture of landfill-generated gas.

Total actions underway: 7

Total milestones: 19

Table 4: FY 22-23 Goal 4 Actions and Milestones

Action	Dept	Milestone
SW1: Actively promote source reduction, recycling, and composting to the Dallas community.		
SW1	OEQS	Expand current education efforts to inform residents and business owners of their options to refuse, reduce, reuse, and recycle
SW1	OEQS	Sponsor zero waste education courses for single family residential customers
SW2: Develop a comprehensive green procurement plan for city operations and establish a sustainable procurement policy.		
SW2	POM	As part of the workplan, develop a total cost of ownership (TOC) model for use in analyzing the cost of a good or service
SW3: Improve solid waste, recycling, and brush/bulky waste collection efficiency.		
SW3	PKR	Divert brush from the landfill by generating compost and mulch through the Treecycling program
SW4: Explore potential for electric waste collection trucks.		
SW4	SAN	Continue to monitor technological advancements and viability
SW5: Update and implement the Zero Waste Management Plan.		
SW5	OEQS	In partnership with small scale grocers located in targeted communities, develop and launch the Bring-a-Bag environmental justice initiative to raise awareness of the benefit of reducing single use plastic bags
SW6: Expand efforts to reduce illegal dumping by implementing recommendations identified in the “Litter and Illegal Dumping Assessment Study.”		
SW6	SAN	Continue to facilitate BOPA collection events
SW6	SAN	Provide staff support at Community Trash Off Events
SW6	CCS	Continue to implement Strategic Illegal Dumping Plan
SW6	CCS	Continue collaboration with Dallas Marshal’s office to issue citations and arrests
SW6	CCS	Continue marketing campaign to educate public on illegal dumping (how to report, what it is, and measures being taken to counteract it)
SW6	CCS	Continue same day abatement via illegal dumping abatement team
SW6	CCS	Maintain illegal dumping hotline



City of Dallas

Table 4: FY23 Actions and Milestones Continued



SW6	CCS	Participate in community trash off events
SW6	CCS	Continue to work with Keep Dallas Beautiful affiliate
SW6	OEQS	Support Community Trash Off
SW6	OEQS	Continue direct mail campaign
SW8: Continue to capture gas and expand capacity from landfill for reuse and evaluate for city operations.		
SW8	SAN	Annually evaluate need for gas collection system expansion
SW8	SAN	Expand program as needed to increase methane recovery



GOAL 5: DALLAS PROTECTS ITS WATER RESOURCES AND ITS COMMUNITIES FROM FLOODING AND DROUGHT.

Why it matters? The water/wastewater sector includes water supply, sewage treatment, water quality, stormwater management, flood management, water conservation and drought management. Between 2020 and 2070, Dallas’ existing water reserves are expected to decrease due to sedimentation and increased evaporation of reservoirs. This is a result of anticipated temperature increases. For the City to protect water resources and plan for the future, actions have to be taken by private entities, residents and businesses and the City of Dallas.

Total actions underway: 13
 Total milestones: 46




Table 5: FY 22-23 Goal 5 Actions and Milestones

Action	Dept	Milestone
WR1: Continue investment in public awareness campaigns to increase knowledge of the value of water and importance of conservation.		
WR1	OEQS	Continue to offer rebate and incentive-based programs to promote water conservation in an effort to resourcefully manage the City’s annual GPCD
WR1	OEQS	Continue to evaluate and assess program performance to ascertain program viability
✖ WR1	OEQS	Continue to offer education and outreach opportunities to promote water conservation in an effort to resourcefully manage the City’s GPCD
✖ WR1	OEQS	Continue the ‘Save Water. Nothing Can Replace It.’ local public awareness campaign, promoting local conservation programs and educational opportunities for DWU customers
WR1	OEQS	Maintain SaveDallasWater.org website
✖ WR1	OEQS	Continue to improve social media strategies
✖ WR1	OEQS	Evaluate social media engagement platforms
✖ WR1	OEQS	Evaluate and participate in partnerships with other agencies for public awareness activities
✖ WR1	OEQS	Continue activities and efforts related to the "Defend Your Drains" public awareness campaign
WR1	OEQS	Continue the North Texas Regional unified public awareness campaign
✖ WR1	OEQS	Continue to partner with other agencies in the North Texas Regional Water Conservation Symposium
WR1	OEQS	Continue water conservation outreach efforts to support wholesale customer cities
WR2: Continue investment in leak detection and expand programs to reduce overall water loss through the conveyance systems.		
WR2	OEQS	Continue existing leak detection programs
WR2	DWU	Continue requesting and tracking TWDB Annual Water Conservation Reports for wholesale customer cities, which include 5- and 10-year water loss targets



Table 5: FY23 Actions and Milestones Continued


WR4: Encourage businesses and residents to plant drought-tolerant and native vegetation or xeriscape to reduce irrigation water use.

	WR4	OEQS	Continue to offer free automatic irrigation system evaluations and promote best management practices on outdoor watering
	WR4	OEQS	Develop additional resources to promote reducing outdoor water use
	WR4	OEQS	Continue ongoing education and outreach programs to promote best management practices that recognize landscape design that reduces water consumption


WR5: Continue to monitor and protect water quality and implement improvement projects in the watershed.

WR5	DWU	Continue watershed Protection Program
WR5	DWU	Participate in the Upper Trinity River Basin Water Quality Compact
WR5	DWU	Participate with USGS and other local entities in stream flow and water quality sampling
WR5	DWU	Participate in Zebra Mussel study and monitoring with USGS
WR5	DWU	Update current Stormwater Quality Monitoring Program to include other surface water bodies and expand upon parameters monitored
WR5	DWU	Explore feasibility of a site specific TMDL Plan for White Rock Creek to protect public health

WR6: Continue to protect and monitor water quality by tracking emerging contaminants that may impact public health.

	WR6	DWU	Develop a plan to educate and support customers in regulatory-driven programs for lead and copper monitoring within schools, childcare centers, and public spaces
WR6	DWU	Participate with USGS and other entities in Harmful Algal Bloom (HAB) study in the DFW area	


WR7: Use FEMA Community Rating System to educate and protect communities from flooding.

	WR7	DWU	Use rating system to educate flood-prone communities
---	-----	-----	--

WR8: Complete the implementation of major planned and ongoing drainage infrastructure projects to improve community resilience to flooding.

WR8	DWU	Continue construction of Mill Creek Drainage Relief Tunnel scheduled for completion in 2023
WR8	DWU	Continue acquisition of parcels for the Dallas Floodway Extension (DFE)
WR8	DWU	Continue to support the USACE design process for Dallas Floodway Extension (DFE)
WR8	DWU	Continue to support design builds efforts of Dallas Floodway (DF)

WR9: Initiate a comprehensive Storm Drainage System assessment and planning process.

	WR9	DWU	Continue comprehensive storm drainage assessment activities that will identify resources and organizational needs, assess infrastructure condition, identify critical projects, and evaluate stormwater utility funding needs
WR9	DWU	Identify measures and priorities to reduce flooding now and in the future	
WR9	DWU	Identify critical projects to be funded through long-term CIP	
WR9	DWU	Evaluate funding mechanisms to implement critical projects	

WR11: Continue monitoring, evaluating, and updating the Drought Contingency Plan.

WR11	DWU	Continue to monitor and evaluate effectiveness of the Drought Contingency Plan
WR11	DWU	Update Drought Contingency Plan as necessary



Table 5: FY23 Actions and Milestones Continued **City of Dallas**

WR12: Continue contingency planning to protect and maintain service of key water infrastructure facilities from extreme weather events.		
WR12	DWU	Evaluate recommended risk management strategies developed as part of a completed Risk and Resilience Assessment for DWU’s critical water facilities to plan and prioritize future mitigation measures
WR12	DWU	Update Risk Resilience Assessment Report as necessary
WR12	DWU	Update Continuity of Operations Plan DWU Annex as necessary
WR12	DWU	Evaluate potential ways to go off-grid for wastewater
WR12	DWU	Initiate Department Wide Security Master Plan Update (Water, Wastewater, and Stormwater)
WR12	DWU	Evaluate potential to install secondary power sources for critical infrastructure
WR13: Evaluate new technologies to lower nutrient releases into the Trinity Watershed from wastewater treatment plants and incorporate as appropriate.		
WR13	DWU	Evaluate improvements to existing process utilizing new technology to improve water quality
WR14: Evaluate new or improved operational strategies and technologies to optimize the use of chemicals and reduce energy usage at water and wastewater treatment facilities.		
WR14	DWU	Evaluate improvements to existing process and procedures to optimize water and wastewater treatment
WR15: Continue investment in sewer collection system to reduce inflow/infiltration (I/I) to improve water quality and reduce energy usage.		
WR15	DWU	Continue aggressive wastewater internal inspection, cleaning, and repair activities
WR15	DWU	Implement activities in the SSO initiative and report to TCEQ annually



GOAL 6: DALLAS PROTECTS AND ENHANCES ITS ECOSYSTEMS, TREES, AND GREENSPACES THAT IN TURN IMPROVE PUBLIC HEALTH.

Why it matters? Increased temperatures and droughts have dire impacts on urban ecosystems, trees, and green spaces. In 2011, the drought killed approximately 5.6 million trees in urban areas across the state. Open spaces such as parks, urban forests, and prairies can deliver multiple benefits including reducing the urban heat island effect, sequestering carbon, reducing air pollution and managing flooding, as well as providing benefits to urban and migrating species in the form of habitat protection and biodiversity. Ecosystem health, in turn, protects human health by providing benefits such as opportunities for activity that reduce stress, and increases overall mental and physical wellness.

Total actions underway: 7
Total milestones: 39

Table 6: FY 22-23 Goal 6 Actions and Milestones

Action	Dept	Milestone
EG1: Increase and improve access to green spaces particularly within vulnerable communities to reduce impact of urban heat island, localized flooding, and improve public health.		
EG1	PKR	Track acquisition of land
EG1	PKR	Track development of parks
EG1	PKR	Track development of trails
EG2: Assess opportunities for blue-green infrastructure in the public realm to reduce flood risk.		
EG2	DWU	Continue comprehensive storm drainage system assessment activities to identify areas prone to current and future flood risk
EG2	DWU	Use Drainage Design Manual (2019) and Complete Streets Design Manual (2013) as design guidelines
EG3: Increase tree canopy in both private and public realm to complete implementation of recommendations from the Urban Forest Master Plan.		
EG3	PKR	Increase the tree canopy through tree planting events
EG3	PBW	Continue MOWmentum program to work with HOAs and Neighborhood Associations and encourage them to adopt a median and beautify by planting trees
EG3	PBW	Continue to collaborate with Branch Out Dallas
EG3	PUD	Develop reforestation prioritization strategy through land use analysis
EG3	PUD	Implement Emerald Ash Borer Response Plan
EG3	PKR	Technical team of the Urban Forestry Task Force will conduct tree inventories
EG3	PKR	Conduct tree assessments
EG3	DEV	Identify neighborhoods and parks for pilot tree inventory and initiate inventory



Table 6: FY23 Actions and Milestones Continued

EG4: Continue ongoing programs to collaborate with community organizations to promote tree planting efforts, protection of trees and prairies, and drought tolerant landscapes.

EG4	PKR	Develop best management practices for improving/maintaining prairie health, for example, initiate species-specific herbicide for Johnson grass
EG4	PKR	Continue partnerships with Texas Trees Foundation
EG4	DWU	Work with community-based organizations on land stewardship programs that educate residents and businesses and that plant and maintain trees in areas subject to heat island impacts
EG4	DWU	Increase community outreach on tree knowledge and forest education
EG4	DWU	Support partnerships and initiatives that protect and expand Blackland Prairies, as feasible
EG4	DWU	Continue Branch Out Dallas, Branching Out Dallas, and Reforestation Program
EG4	PKR	Track Branching Out events
EG4	PKR	Track trees planted
EG4	DWU	Participate in scheduled City-wide Tree Task Force meetings
EG4	PKR	Track participation in tree planting events
EG4	PKR	Continue to expand the Adopt-a-Prairie program
EG4	PBW	Provide support for TreeKeeper program with DWU and PKR
EG4	PBW	Identify and designate trees under Article X Historic Tree status
EG4	PKR	Implement actions to mitigate the adverse effects of the Emerald Ash Borer and other destructive wood boring pest

EG5: Update city park operations and maintenance procedures to include comprehensive ecofriendly and sustainable best management practices.

EG5	PKR	Continue to update the Park Maintenance Operation Standard as new practices are used, with a focus on ecofriendly and sustainable practices
EG5	PKR	Train staff on new practices as applicable
EG5	OEQS	Work with Parks, PBW, Code and others to develop and implement gas-powered leaf blower policy/ subsequent code changes and incentive program

EG8: Improve the quality of urban ecosystems in Dallas through the sustainable appropriate design, creation, and planting of urban habitats.

EG8	DWU	Collaborate with city departments to execute the Urban Forest Master Plan
EG8	DWU	Conduct quarterly meetings with PKR to ensure alignment of DWU and PKR operations and capital projects.
EG8	PKR	Continue the following programs: Blackland prairie restoration, wildflower areas, pollinator gardens, invasive removals
EG8	PKR	Continue work for the Bird City Texas program and the 27 practices that must be done to achieve this certification
EG8	PKR	Partner with Parks for Downtown Dallas to complete Harwood Park



City of Dallas

Table 6: FY23 Actions and Milestones Continued

EG9: Support public and private partnerships using nature-based solutions to address public health challenges.

EG9	DEV	Provide technical assistance with grant writing as needed
EG9	DEV	Provide informational resources on funding opportunities and financing options to nonprofits
EG9	DEV	Work with the Nature Conservancy, ReTreet, and Texas Trees Foundation on Breathe Easy Dallas, post-tornado reclamation and Cool Schools programs
EG9	OEQS	Support ongoing efforts of the UFMP to incorporate nature-based solutions.





GOAL 7: ALL DALLAS' COMMUNITIES HAVE ACCESS TO HEALTHY, LOCAL FOOD.

Why it matters? Access to healthy food for vulnerable communities in South and West Dallas is a significant challenge - 36% of Dallas' residents live in census tracts defined as food deserts. The USDA defines food deserts as low-income areas with low access to vehicles and with no grocers within one mile. This leads to additional public health challenges for a population also dealing with respiratory illness related to poor air quality.

Total actions underway: 9

Total milestones: 14

Table 7: FY 22-23 Goal 7 Actions and Milestones






Action	Dept	Milestone
FA1: Increase access to information on sustainable agriculture, best practices, and the benefits of healthy and local foods.		
FA1	OEQS	Participate in the North Texas Food Policy Alliance
 FA1	OEQS	Continue "Grow With Us - Field Edition" to encourage greater communication and volunteer support for local farm enterprises
FA1	OEQS	Convene Urban Agriculture Summit
FA1	OEQS	Implement actions to increase both access to local healthy food and local production
FA2: Create a Food Advisory Council.		
FA2	OEQS	Meet with the FAC on a regular basis to advise on the adoption and implementation of the Urban Agriculture Plan
FA3: Develop a Dallas Comprehensive Food and Urban Agriculture Plan.		
 FA3	OEQS	Develop and implement comprehensive Urban Ag outreach and engagement program
FA4: Facilitate partnerships between schools and nonprofits to develop neighborhood-based growing initiatives and kitchen gardens in neighborhoods with low food access.		
 FA4	ECO	Continue to support Healthy Food Dallas Initiative
FA6: Partner with transportation organizations to identify creative transportation solutions to access healthy food retailers in neighborhoods with low food access.		
 FA6	ECO	Support existing programs related to transportation and food access
FA7: Partner with supermarkets, food retailers and other supporting organizations to bring mobile grocery stores to neighborhoods with low food access.		
 FA7	ECO	Evaluate feasibility of incorporating mobile grocery stores into the Healthy Food Dallas Initiative
FA9: Establish a local food procurement plan to encourage local food purchasing at city-sponsored events.		
FA9	POM	Initiate development of and pilot local food procurement procedures to support policy development



Table 7: FY23 Actions and Milestones Continued

FA13: Collaborate with organizations that are working to divert surplus food from grocery stores and markets to reach communities in need.

FA13	OEQS	Identify food diversion organizations and host a roundtable to identify synergies and opportunities for city-sponsored collaboration
------	------	--

FA14: Adopt a special events ordinance that encourages procurement of locally sourced food, recycling of waste generated, and compost bins at special events.



FA14	CES	Continue partnership with OEQS' Zero Waste program for the continued implementation of the pilot recycling program and incorporate language within Ordinance 42-A to encourage the participation in the program once established
------	-----	--

FA14	OEQS	Implement a pilot for responsible waste management at special events
------	------	--

FA14	OEQS	Include education and separate waste collection streams as part of pilot
------	------	--












GOAL 8: ALL DALLAS' COMMUNITIES BREATHE CLEAN AIR.

Why it matters? Increases in temperature exacerbates poor air quality, putting vulnerable population further at risk. Dallas County consistently fail to meet federal air quality standards for ground level ozone. In 2018, Dallas- Fort Worth was ranked 16th in the American Lung Association's 25 Most Ozone-Polluted Cities. Improvements to air quality can come from several sectors in the CECAP.

Total actions underway: 4
 Total milestones: 13

Table 8: FY 22-23 Goal 8 Actions and Milestones

Action	Dept	Milestone
AQ1: Work with the Texas Commission on Environmental Quality to install additional air quality monitoring stations across the city.		
 AQ1	OEQS	Make data from air monitoring stations available to the public
AQ1	OEQS	Maintain regulatory air monitoring and sampling programs in coordination with TCEQ
AQ2: Partner with nonprofits and schools to develop and implement non-regulatory monitors in neighborhoods.		
 AQ2	OEQS	Implement Community outreach and engagement in Racial Equity Opportunity Zones to attain community concerns and ideas concerning local air quality monitoring
 AQ2	OEQS	Administer two new grants for neighborhood air quality monitoring, include efforts to coordinate neighborhood communication, and efforts to partner with public health experts to develop and implement appropriate interventions
 AQ2	OEQS	Convene regional air quality monitoring summit with local entities implementing air quality monitoring programs to assess state of the science, and opportunities for data sharing
AQ2	OEQS	Use resulting neighborhood level data to track progress for air quality improvement
AQ3: Continue to support and expand on the Air North Texas campaign to raise public awareness and improve air quality.		
AQ3	OEQS	Continue to support Air North Texas Campaign and expand where feasible
AQ3	OEQS	Work with partners to reduce illegal commercial truck parking and idling in historically disadvantaged communities
AQ4: Ensure new industries are an appropriate distance away from neighborhoods.		
 AQ4	OEQS	Tailor communication to suit needs of different communities
 AQ4	PUD	Through Forward Dallas, understand, characterize, and propose proactive city strategies to address situations with inequitable industrial proximity to residential uses
 AQ4	PUD	Update Development Code to address Batch Plant and other Industrial Site uses in/ near neighborhoods
 AQ4	OEQS	Work with OEI and ODA to develop a Dallas-Specific Environmental Justice tool; train City Staff in the use of this tool so that there is a good understanding of potential EJ impacts associated with City operations and practices (including batchplant locations supporting City construction)
 AQ4	OEQS	Work to expand the City's Brownfield Program as appropriations allow, to address existing sources of pollution, increase potential redevelopment and economic growth in previously under-invested areas



V. Tracking and Accountability

Environmental and climate action planning is a cyclical and iterative process. The City of Dallas Office of Environmental Quality and Sustainability works with other City departments to track and publish quarterly progress reports summarizing CECAP activities. The City is committed to track and publicly report on the implementation of the actions and milestones. This information will be shared on a public facing dashboard available at dallasclimateaction.com and reported on the Dallas 365 dashboard that tracks progress on budget performance measures aligned to the City's eight strategic priorities. This data is used to review progress towards meeting the GHG emission targets and expanding on trend analysis to assess if additional actions may be necessary to improve progress towards the goals of the Paris Agreement.

VI. Stakeholder Engagement

Successful implementation of the CECAP involved several internal and external stakeholder groups. These different groups provided input on CECAP implementation and reported regularly on progress throughout the year. Work with these groups will continue in FY22 and include:

Environment and Sustainability Committee (ENVS) was established by Mayor Johnson to ensuring the Dallas is a global climate leader; and creating and implementing the City's Comprehensive Environmental & Climate Action Plan.

Environmental Commission is an advisory board comprised of 15 voting members and 8 non-voting technical experts—one per CECAP goal. The Commission has also established a number of subcommittees to address key focus areas.

Leading Environmental Action Forward (LEAF) is the internal CECAP implementation coordination group with key departments, with roles in implementing various actions and goals within the CECAP. The LEAF members serve as subject matter experts to aid in the implementation of CECAP action items and assist in collecting related performance.

Regional Integration of Sustainability Efforts (RISE) Coalition is a collaboration of North Texas governmental and quasi-governmental organizations working together to reduce harmful emissions, share best practices, lessons learned and resources to support collaboration on regional sustainability and environmental initiatives.

VII. Budget

Fiscal Year 2022-2023 Budget

All milestones are subject to related annual budget appropriations. The FY 22-23 Budget includes over \$100 million in funding tied to specific CECAP actions. This amount includes \$2.35 million in funding for direct CECAP implementation, by the Office of Environmental Quality & Sustainability (OEQS), and another \$18.372 million by other contributing departments. Funding aligns with programs and priorities laid out in this work plan, unless otherwise directed and approved by the City Council.



THIS PAGE INTENTIONALLY LEFT BLANK



Department Abbreviations

AVI	Aviation
BCM	Bond & Construction Management
BSD	Building Services
CCS	Code Compliance
CES	Convention & Event Services
DWU	Dallas Water Utilities
ECO	Office of Economic Development
EFM	Equipment & Fleet Management
HOU	Housing & Neighborhood Revitalization
OEQS	Office of Environmental Quality & Sustainability
PKR	Park & Recreation
PUD	Planning & Urban Design
POM	Procurement Services
PBW	Public Works
SAN	Sanitation Services
DEV	Sustainable Development & Construction
TRN	Transportation